


SAVING AN ICON TO YOUR HOMESCREEN

SAVING AN ICON TO YOUR SAMSUNG



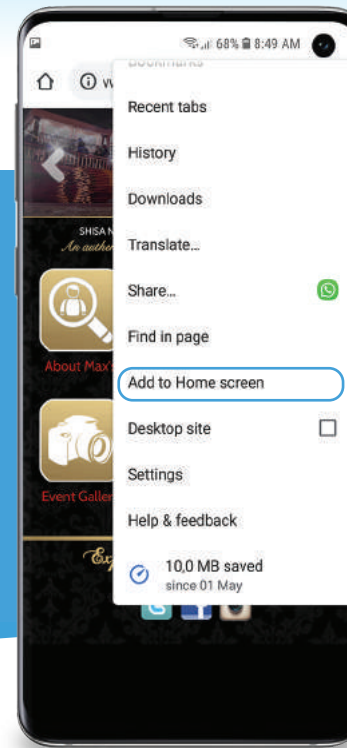
STEP 1

Open your Chrome browser and Load your mobile web app, or mobile website.



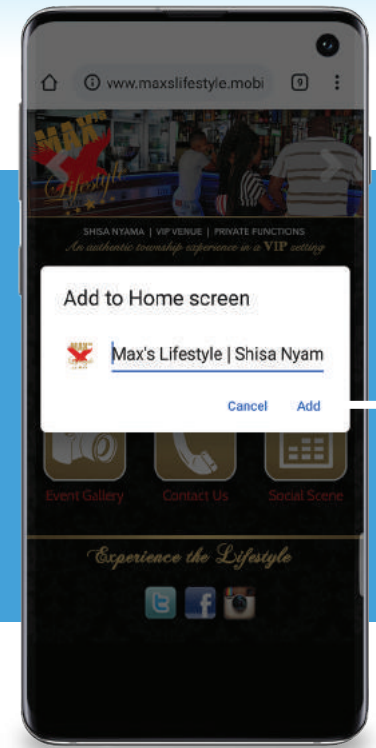
STEP 2

Press the menu button in the upper right corner.



STEP 3

Scroll down the menu, and find "Add to home screen" and press it.



STEP 4

You can change the default name if needed and press "Add"



SAVING AN ICON TO YOUR IPHONE



STEP 1

Open your browser and Load your mobile web app, or mobile website.



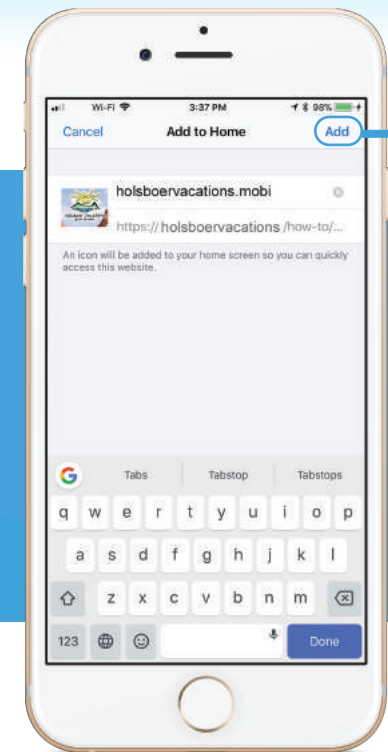
STEP 2

Press the Menu Icon at the bottom of the screen.



STEP 3

Scroll and find "Add to home screen" and press it.



STEP 4

You can change the default name if needed and press "Add"